

# 2023 Pediatric Surgery Continuous Certification Assessment


All References



www.absurgery.org








Below you will find the topics and their accompanying references for the 2023 Pediatric Surgery Continuous Certification Assessment. **Diplomates are neither required nor expected to read all of these references before or during the completion of the assessment.** The Key References are marked with a yellow star ★ below.

Please note that the American Board of Surgery (ABS) provides as many open-access articles to our Candidates as possible. While you are completing your assessment, Key References will have a direct link to a full-text article or an article PDF purchased by the ABS in the exam platform. Due to limited permissions, we cannot provide links to full-text articles or article PDFs on this Reference Document, as it is not hosted on a secure browser. Article links on this document will take you to the article page on PubMed. We cannot guarantee that all article links will be open access on PubMed. **To view the full-text Key References prior to beginning your assessment, please log into the ABS surgeon portal and find the “My Continuous Certification” page. Under the “Assessments” tab, click on “Reference Documents”.**

 **My Continuous Certification** [MORE INFO](#)

Ongoing Requirements **0** Assessments (Examinations) **1**

### Register for Surgery Assessment

 Reference Documents	
 Provide Digital Signature	NOT YET COMPLETED 
 Launch Assessment	NOT YET AVAILABLE 
 View Performance Report	NOT YET AVAILABLE 

## Appendicitis

- ★ Cramm SL, Graham DA, Allukian M, et al. Predictive value of routine white blood cell count obtained prior to discharge for organ space infection in children with complicated appendicitis: results from the Eastern Pediatric Surgery Network. *J Am Coll Surg*. Published Online December 12, 2022. doi:10.1097/XCS.0000000000000520 [PMID: [36503868](#)]
- Theodorou CM, Lee SY, Lawrence Y, Saadai P, Hirose S, Brown EG. The utility of discharge antibiotics in pediatric perforated appendicitis without leukocytosis. *J Surg Res*. 2022;275:48-55. doi:10.1016/j.jss.2022.01.02 [PMID: [35219251](#)]

## Chemotherapy

- ★ Lautz TB, Harris CJ, Laronda MM, Erickson LL, Rowell EE. A fertility preservation toolkit for pediatric surgeons caring for children with cancer. *Semin Pediatr Surg*. 2019;28(6):150861. doi:10.1016/j.sempedsurg.2019.150861 [PMID: [31931969](#)]

## Choledocholithiasis

- ASGE Standards of Practice Committee, Buxbaum JL, Abbas Fehmi SM, et al. ASGE guideline on the role of endoscopy in the evaluation and management of choledocholithiasis. *Gastrointest Endosc*. 2019;89(6):1075-1105.e15. doi:10.1016/j.gie.2018.10.001 [PMID: [30979521](#)]
- ★ Capparelli MA, D Alessandro PD, Questa HA, Ayarzal VH, Bailez MM, Barrenechea ME. Development of a risk score for choledocholithiasis in pediatric patients. *Pediatr Surg Int*. 2021;37(10):1393-1399. doi:10.1007/s00383-021-04952-9 [PMID: [34146133](#)]

## Cloacal Malformations

- Levitt MA, Peña A. Cloacal malformations: lessons learned from 490 cases. *Semin Pediatr Surg*. 2010;19(2):128-138. doi:10.1053/j.sempedsurg.2009.11.012 [PMID: [20307849](#)]
- Pathak M, Saxena AK. Laparoscopic management of common cloaca: current status. *J Pediatr Urol*. 2022;18(2):142-149. doi:10.1016/j.jpuro.2021.12.014 [PMID: [35101384](#)]
- ★ Skerritt C, Wood RJ, Jayanthi VR, et al. Does a standardized operative approach in cloacal reconstruction allow for preservation of a patent urethra?. *J Pediatr Surg*. 2021;56(12):2295-2298. doi:10.1016/j.jpedsurg.2021.01.011 [PMID: [33485615](#)]

## Dialysis Catheters

- LaPlant MB, Saltzman DA, Segura BJ, Acton RD, Feltis BA, Hess DJ. Peritoneal dialysis catheter placement, outcomes and complications. *Pediatr Surg Int*. 2018;34(11):1239-1244. doi:10.1007/s00383-018-4342-1 [PMID: [30203179](#)]
- ★ Lemoine C, Keswani M, Superina R. Factors associated with early peritoneal dialysis catheter malfunction. *J Pediatr Surg*. 2019;54(5):1069-1075. doi:10.1016/j.jpedsurg.2019.01.042 [PMID: [30803792](#)]
- Swartz SJ, Neu A, Skversky Mason A, et al. Exit site and tunnel infections in children on chronic peritoneal dialysis: findings from the Standardizing Care to Improve Outcomes in Pediatric End Stage Renal Disease (SCOPE) Collaborative. *Pediatr Nephrol*. 2018;33(6):1029-1035. doi:10.1007/s00467-018-3889-3 [PMID: [29480421](#)]

## Diaphragmatic Hernia, Eventration

- ★ Dao DT, Burgos CM, Harting MT, et al. Surgical repair of congenital diaphragmatic hernia after extracorporeal membrane oxygenation cannulation: early repair improves survival. *Ann Surg*. 2021;274(1):186-194. <https://doi.org/10.1097/sla.0000000000003386> [PMID: [31425289](#)]
- Robertson JO, Criss CN, Hsieh LB, et al. Comparison of early versus delayed strategies for repair of congenital diaphragmatic hernia on extracorporeal membrane oxygenation. *J Pediatr Surg*. 2018;53(4):629-634. <https://doi.org/10.1016/j.jpedsurg.2017.10.056> [PMID: [29173775](#)]
- Steen EH, Lee TC, Vogel AM, et al. Congenital diaphragmatic hernia repair in patients on extracorporeal membrane oxygenation: how early can we repair?. *J Pediatr Surg*. 2019;54(1):50-54. <https://doi.org/10.1016/j.jpedsurg.2018.10.038> [PMID: [30482539](#)]

## Drug and Alcohol Screening

- ★ Kelleher DC, Renaud EJ, Ehrlich PF, Burd RS; Pediatric Trauma Society Guidelines Committee. Guidelines for alcohol screening in adolescent trauma patients: a report from the Pediatric Trauma Society Guidelines Committee. *J Trauma Acute Care Surg*. 2013;74(2):671-682. doi:10.1097/TA.0b013e31827d5f80 [PMID: [23354268](#)]

- Maxwell BG, Lin S, Greene NH, Jafri MA. Kids grow up so fast: national patterns of positive drug/alcohol screens among pediatric trauma patients. *Pediatr Res.* 2021;89(4):767-769. doi:10.1038/s41390-020-01163-1 [PMID: [32947605](#)]

## Fibrinolysis

- ★ Leeper CM, Neal MD, McKenna C, Sperry JL, Gaines BA. Abnormalities in fibrinolysis at the time of admission are associated with deep vein thrombosis, mortality, and disability in a pediatric trauma population. *J Trauma Acute Care Surg.* 2017;82(1):27-34. doi:10.1097/TA.0000000000001308 [PMID: [27779597](#)]

## Fibroadenoma

- Lawrence AE, Saito J, Onwuka A, et al. Management of pediatric breast masses: a multi-institutional retrospective cohort study. *J Surg Res.* 2021;264:309-315. doi:10.1016/j.jss.2021.01.041 [PMID: [33845414](#)]
- ★ Omar L, Gleason MK, Pfeifer CM, Sharma P, Kwon JK. Management of palpable pediatric breast masses with ultrasound characteristics of fibroadenoma: a more conservative approach. *AJR Am J Roentgenol.* 2019;212(2):450-455. doi:10.2214/AJR.17.19482 [PMID: [30476459](#)]

## Foreign Bodies

- ★ Gibbons AT, Casar Berazaluce AM, Hanke RE, et al. Avoiding unnecessary bronchoscopy in children with suspected foreign body aspiration using computed tomography. *J Pediatr Surg.* 2020;55(1):176-181. doi:10.1016/j.jpedsurg.2019.09.045 [PMID: [31706607](#)]
- Gordon L, Nowik P, Mobini Kesheh S, Lidegran M, Diaz S. Diagnosis of foreign body aspiration with ultralow-dose CT using a tin filter: a comparison study. *Emerg Radiol.* 2020;27(4):399-404. doi:10.1007/s10140-020-01764-7 [PMID: [32152760](#)]
- ★ Kramer RE, Lerner DG, Lin T, et al. Management of ingested foreign bodies in children: a clinical report of the NASPGHAN Endoscopy Committee. *J Pediatr Gastroenterol Nutr.* 2015;60(4):562-574. doi:10.1097/MPG.0000000000000729 [PMID: [25611037](#)]
- Mubarak A, Benninga MA, Broekaert I, et al. Diagnosis, management, and prevention of button battery ingestion in childhood: a European Society for Paediatric

Gastroenterology Hepatology and Nutrition position paper. *J Pediatr Gastroenterol Nutr.* 2021;73(1):129-136. doi:10.1097/MPG.0000000000003048 [PMID: [33555169](#)]

- Sinclair EM, Santore MT, Agarwal M, Kitzman J, Sauer CG, Riedesel EL. Evolving clinical care in esophageal button batteries: impact of expert-opinion guideline adoption and continued gaps in care. *J Pediatr Gastroenterol Nutr.* 2022;74(2):236-243. doi:10.1097/MPG.0000000000003346 [PMID: [34724451](#)]

## Gastroesophageal Reflux

- Jancelewicz T, Lopez ME, Downard CD, et al. Surgical management of gastroesophageal reflux disease (GERD) in children: a systematic review. *J Pediatr Surg.* 2017;52(8):1228-1238. doi:10.1016/j.jpedsurg.2016.09.072 [PMID: [27823773](#)]
- Kopsaftis Z, Yap HS, Tin KS, Hnin K, Carson-Chahhoud KV. Pharmacological and surgical interventions for the treatment of gastro-oesophageal reflux in adults and children with asthma. *Cochrane Database Syst Rev.* 2021;5(5):CD001496. doi:10.1002/14651858.CD001496.pub2. [PMID: [33998673](#)]
- Ng SC, Gomez JM, Rajadurai VS, Saw SM, Quak SH. Establishing enteral feeding in preterm infants with feeding intolerance: a randomized controlled study of low-dose erythromycin. *J Pediatr Gastroenterol Nutr.* 2003;37(5):554-558. doi:10.1097/00005176-200311000-00009 [PMID: [14581796](#)]
- ★ Rosen R, Vandenplas Y, Singendonk M, et al. Pediatric gastroesophageal reflux clinical practice guidelines: joint recommendations of the North American Society for Pediatric Gastroenterology, Hepatology, and Nutrition and the European Society for Pediatric Gastroenterology, Hepatology, and Nutrition. *J Pediatr Gastroenterol Nutr.* 2018;66(3):516-554. doi:10.1097/MPG.0000000000001889 [PMID: [29470322](#)]

## Gut Motility

- Halleran DR, Lu PL, Ahmad H, et al. Anal sphincter botulinum toxin injection in children with functional anorectal and colonic disorders: a large institutional study and review of the literature focusing on complications. *J Pediatr Surg.* 2019;54(11):2305-2310. doi:10.1016/j.jpedsurg.2019.03.020 [PMID: [31060739](#)]
- ★ Langer JC, Rollins MD, Levitt M, et al. Guidelines for the management of postoperative obstructive symptoms in children with Hirschsprung disease. *Pediatr Surg Int.* 2017;33(5):523-526. doi:10.1007/s00383-017-4066-7 [PMID: [28180937](#)]

- Montminy T, Belkind-Gerson J, Kilgore A, Tran P, Mark JA; Children's Hospital Colorado, Digestive Health Institute. Evaluating the accuracy of anal botulinum toxin injection in children with constipation using endoscopic ultrasound. *J Pediatr Gastroenterol Nutr.* 2022;74(4):e98. doi:10.1097/MPG.0000000000003397 [PMID: [35129156](#)]
- Rice-Townsend SE, Nicassio L, Glazer D, et al. Characterizing the use of botulinum toxin in patients with Hirschsprung disease treated at referral institutions for pediatric colorectal surgery. *J Pediatr Surg.* 2022;57(6):1033-1039. doi:10.1016/j.jpedsurg.2022.02.005 [PMID: [35292167](#)]

## Hemophilia A

- ★ Le Quellec S. Clinical evidence and safety profile of emicizumab for the management of children with hemophilia A. *Drug Des Devel Ther.* 2020;14:469-481. doi:10.2147/DDDT.S167731 [PMID: [32099331](#)]

## Infection

- ASA and APSF joint statement on elective surgery/procedures and anesthesia for patients after COVID-19 infection. American Society of Anesthesiologists. Updated February 22, 2022. Accessed May 5, 2023. <https://www.asahq.org/about-asa/newsroom/news-releases/2022/02/asa-and-apsf-joint-statement-on-elective-surgery-procedures-and-anesthesia-for-patients-after-covid-19-infection>
- ★ COVID-19 and elective surgery. American Society of Anesthesiologists. Published 2023. Accessed May 5, 2023. <https://www.asahq.org/in-the-spotlight/coronavirus-covid-19-information/elective-surgery>

## Lung Bud Anomalies

- ★ Kunisaki SM, Lal DR, Saito JM, et al. Pleuropulmonary blastoma in pediatric lung lesions. *Pediatrics.* 2021;147(4):e2020028357. doi:10.1542/peds.2020-028357 [PMID: [33762310](#)]

## Necrotizing Enterocolitis

- ★ Blakely ML, Tyson JE, Lally KP, et al. Initial laparotomy versus peritoneal drainage in extremely low birthweight infants with surgical necrotizing enterocolitis or isolated intestinal perforation: a multicenter randomized clinical trial. *Ann Surg.* 2021;274(4):e370-e380. doi:10.1097/SLA.0000000000005099 [PMID: [34506326](#)]

- Struijs MC, Sloots CE, Hop WC, Tibboel D, Wijnen RM. The timing of ostomy closure in infants with necrotizing enterocolitis: a systematic review. *Pediatr Surg Int.* 2012;28(7):667-672. doi:10.1007/s00383-012-3091-9 [PMID: [22526553](#)]
- ★ Talbot LJ, Sinyard RD, Rialon KL, et al. Influence of weight at enterostomy reversal on surgical outcomes in infants after emergent neonatal stoma creation. *J Pediatr Surg.* 2017;52(1):35-39. doi:10.1016/j.jpedsurg.2016.10.015 [PMID: [27916444](#)]

## Neurological

- ★ American College of Surgeons Trauma Quality Improvement Program. Best Practices Guidelines in Imaging. American College of Surgeons. Published October 2018. Accessed March 23, 2023. [https://www.facs.org/media/oxdjw5zj/imaging\\_guidelines.pdf](https://www.facs.org/media/oxdjw5zj/imaging_guidelines.pdf)

## Nonaccidental/Intentional Trauma

- ★ Goldstick JE, Cunningham RM, Carter PM. Current causes of death in children and adolescents in the United States. *N Engl J Med.* 2022;386(20):1955-1956. doi:10.1056/NEJMc2201761 [PMID: [35443104](#)]
- Trinidad S, Vancil A, Brokamp C, et al. Relationships between socioeconomic deprivation and pediatric firearm-related injury at the neighborhood level. *J Trauma Acute Care Surg.* 2022;93(3):283-290. doi:10.1097/TA.0000000000003679 [PMID: [35546249](#)]

## Nutrition

- Dekonenko C, Fraser JD, Deans K, et al. Does use of a feeding protocol change outcomes in gastroschisis? a report from the Midwest Pediatric Surgery Consortium. *Eur J Pediatr Surg.* 2022;32(2):153-159. doi:10.1055/s-0040-1721074 [PMID: [33368085](#)]
- ★ Ghattaura H, Borooah M, Jester I. A review on safety and outcomes of mucous fistula refeeding in neonates. *Eur J Pediatr Surg.* 2022;32(2):146-152. doi:10.1055/s-0040-1718751 [PMID: [33171517](#)]
- ★ Raduma OS, Jehangir S, Karpelowsky J. The effect of standardized feeding protocol on early outcome following gastroschisis repair: a systematic review and meta-analysis. *J Pediatr Surg.* 2021;56(10):1776-1784. doi:10.1016/j.jpedsurg.2021.05.022 [PMID: [34193345](#)]

- Solís-García G, Jasani B. Mucous fistula refeeding in neonates: a systematic review and meta-analysis. *Arch Dis Child Fetal Neonatal Ed.* 2023;fetalneonatal-2022-324995. doi:10.1136/archdischild-2022-324995 [PMID: [36858828](#)]
- Utria AF, Wong M, Faino A, Jacobson E, Javid PJ. The role of feeding advancement strategy on length of stay and hospital costs in newborns with gastroschisis. *J Pediatr Surg.* 2022;57(3):356-359. doi:10.1016/j.jpedsurg.2021.04.011 [PMID: [34020775](#)]
- Yabe K, Kouchi K, Takenouchi A, Matsuoka A, Korai T, Nakata C. Safety and efficacy of mucous fistula refeeding in low-birth-weight infants with enterostomies. *Pediatr Surg Int.* 2019;35(10):1101-1107. doi:10.1007/s00383-019-04533-x [PMID: [31396740](#)]

## Ovarian Torsion

- Campbell BT, Austin DM, Kahn O, et al. Current trends in the surgical treatment of pediatric ovarian torsion: we can do better. *J Pediatr Surg.* 2015;50(8):1374-1377. doi:10.1016/j.jpedsurg.2015.04.018 [PMID: [26026345](#)]
- ★ Dasgupta R, Renaud E, Goldin AB, et al. Ovarian torsion in pediatric and adolescent patients: a systematic review. *J Pediatr Surg.* 2018;53(7):1387-1391. doi:10.1016/j.jpedsurg.2017.10.053 [PMID: [29153467](#)]

## Pain Management

- Fenikowski D, Tomaszek L, Mazurek H, Gawron D, Maciejewski P. The effects of gabapentin on post-operative pain and anxiety, morphine consumption and patient satisfaction in paediatric patients following the Ravitch procedure—a randomised, double-blind, placebo-controlled, phase 4 trial. *J Clin Med.* 2022;11(16):4695. doi:10.3390/jcm1116469 [PMID: [36012932](#)]
- ★ Goodman CW, Brett AS. Gabapentin and pregabalin for pain - is increased prescribing a cause for concern?. *N Engl J Med.* 2017;377(5):411-414. doi:10.1056/NEJMp1704633 [PMID: [28767350](#)]
- ★ Kelley-Quon LI, Ourshalimian S, Lee J, et al. Multi-institutional quality improvement project to minimize opioid prescribing in children after appendectomy using NSQIP-pediatric. *J Am Coll Surg.* 2022;234(3):290-298. doi:10.1097/XCS.000000000000056 [PMID: [35213491](#)]



- Ohnuma T, Krishnamoorthy V, Ellis AR, et al. Association 'between gabapentinoids on the day of colorectal surgery and adverse postoperative respiratory outcomes. *Ann Surg*. 2019;270(6):e65-e67. doi:10.1097/SLA.0000000000003317 [PMID: [30985370](#)]

## Pancreatitis

- Birimberg-Schwartz L, Rajiwate S, Dupuis A, Gonska T. Pediatric acute pancreatitis: changes in management and disease outcomes over 16 years. *Pancreas*. 2021;50(3):341-346. doi:10.1097/MPA.0000000000001759 [PMID: [33835964](#)]
- Dike CR, Abu-El-Haija M. Nutrition management and pancreatitis in children: new insights. *Curr Opin Clin Nutr Metab Care*. 2022;25(5):321-324. doi:10.1097/MCO.0000000000000858 [PMID: [35787590](#)]
- ★ Ledder O, Duvoisin G, Lekar M, et al. Early feeding in acute pancreatitis in children: a randomized controlled trial. *Pediatrics*. 2020;146(3):e20201149. doi:10.1542/peds.2020-1149 [PMID: [32788268](#)]

## Portal Vein Thrombosis

- Oomen MW, Bakx R, van Minden M, van Rijn RR, Peters M, Heij HA. Implementation of laparoscopic splenectomy in children and the incidence of portal vein thrombosis diagnosed by ultrasonography. *J Pediatr Surg*. 2013;48(11):2276-2280. doi:10.1016/j.jpedsurg.2013.03.078 [PMID: [24210199](#)]
- ★ Swinson B, Waters PS, Webber L, et al. Portal vein thrombosis following elective laparoscopic splenectomy: incidence and analysis of risk factors. *Surg Endosc*. 2022;36(5):3332-3339. doi:10.1007/s00464-021-08649-x [PMID: [34331132](#)]

## Post-Anesthetic Complications

- ★ Dohms K, Hein M, Rossaint R, et al. Inguinal hernia repair in preterm neonates: is there evidence that spinal or general anaesthesia is the better option regarding intraoperative and postoperative complications? a systematic review and meta-analysis. *BMJ Open*. 2019;9(10):e028728. doi:10.1136/bmjopen-2018-028728 [PMID: [31597647](#)]

## Postoperative Delirium

- Kudchadkar SR, Berger J, Patel R, et al. Non-pharmacological interventions for sleep promotion in hospitalized children. *Cochrane Database Syst Rev*. 2022;6(6):CD012908. doi:10.1002/14651858.CD012908.pub2 [PMID: [35703367](#)]

- Meyburg J, Dill ML, von Haken R, et al. Risk factors for the development of postoperative delirium in pediatric intensive care patients. *Pediatr Crit Care Med*. 2018;19(10):e514-e521. doi:10.1097/PCC.0000000000001681 [PMID: [30059477](#)]
- Semple D, Howlett MM, Strawbridge JD, Breatnach CV, Hayden JC. A systematic review and pooled prevalence of delirium in critically ill children. *Crit Care Med*. 2022;50(2):317-328. doi:10.1097/CCM.0000000000005260 [PMID: [34387241](#)]
- ★ Smith HAB, Besunder JB, Betters KA, et al. 2022 Society of Critical Care Medicine clinical practice guidelines on prevention and management of pain, agitation, neuromuscular blockade, and delirium in critically ill pediatric patients with consideration of the ICU environment and early mobility. *Pediatr Crit Care Med*. 2022;23(2):e74-e110. doi:10.1097/PCC.0000000000002873 [PMID: [35119438](#)]

## Skin and Soft Tissue

- ★ Hamad J, McCormick BJ, Sayed CJ, et al. Multidisciplinary update on genital hidradenitis suppurativa: a review. *JAMA Surg*. 2020;155(10):970-977. doi:10.1001/jamasurg.2020.2611 [PMID: [32838413](#)]
- Saunte DML, Jemec GBE. Hidradenitis suppurativa: advances in diagnosis and treatment. *JAMA*. 2017;318(20):2019-2032. doi:10.1001/jama.2017.16691 [PMID: [29183082](#)]

## Small Bowel

- ★ Linden AF, Raiji MT, Kohler JE, et al. Evaluation of a water-soluble contrast protocol for nonoperative management of pediatric adhesive small bowel obstruction. *J Pediatr Surg*. 2019;54(1):184-188. <https://doi.org/10.1016/j.jpedsurg.2018.10.002> [PMID: [30414689](#)]

## Therapeutic Agents

- ★ Labuz DF, Cunningham A, Tobias J, et al. Venous thromboembolic risk stratification in pediatric trauma: a Pediatric Trauma Society Research Committee multicenter analysis. *J Trauma Acute Care Surg*. 2021;91(4):605-611. doi:10.1097/TA.0000000000003290 [PMID: [34039921](#)]
- ★ Mahajerin A, Petty JK, Hanson SJ, et al. Prophylaxis against venous thromboembolism in pediatric trauma: a practice management guideline from the Eastern Association for the Surgery of Trauma and the Pediatric Trauma Society. *J*

*Trauma Acute Care Surg.* 2017;82(3):627-636. doi:10.1097/TA.0000000000001359 [PMID: [28030503](#)]

- O'Toole RV, Stein DM; Major Extremity Trauma Research Consortium (METRC), et al. Aspirin or low-molecular-weight heparin for thromboprophylaxis after a fracture. *N Engl J Med.* 2023;388(3):203-213. doi:10.1056/NEJMoa2205973 [PMID: [36652352](#)]
- van Erp IA, Gaitanidis A, El Moheb M, et al. Low-molecular-weight heparin versus unfractionated heparin in pediatric traumatic brain injury. *J Neurosurg Pediatr.* 2021;27(4):469-474. doi:10.3171/2020.9.PEDS20615 [PMID: [33578391](#)]
- Webster DL, Fei L, Falcone RA, Kaplan JM. Higher-volume hypertonic saline and increased thrombotic risk in pediatric traumatic brain injury. *J Crit Care.* 2015;30(6):1267-1271. doi:10.1016/j.jcrc.2015.07.022 [PMID: [26307005](#)]

## Thoracic/Airway

- ★ Brown SGA, Ball EL, Perrin K, et al. Conservative versus interventional treatment for spontaneous pneumothorax. *N Engl J Med.* 2020;382(5):405-415. doi:10.1056/NEJMoa1910775 [PMID: [31995686](#)]
- MacDuff A, Arnold A, Harvey J; BTS Pleural Disease Guideline Group. Management of spontaneous pneumothorax: British Thoracic Society pleural disease guideline 2010. *Thorax.* 2010;65(suppl 2:ii):18-ii31. doi:10.1136/thx.2010.136986 [PMID: [20696690](#)]

## Thyroid Cancer

- Bauer AJ. Papillary and follicular thyroid cancer in children and adolescents: current approach and future directions. *Semin Pediatr Surg.* 2020;29(3):150920. doi:10.1016/j.sempedsurg.2020.150920 [PMID: [32571505](#)]
- ★ Christison-Lagay ER, Baertschiger RM, Dinauer C, et al. Pediatric differentiated thyroid carcinoma: an update from the APSA Cancer Committee. *J Pediatr Surg.* 2020;55(11):2273-2283. doi:10.1016/j.jpedsurg.2020.05.003 [PMID: [32553450](#)]
- Prete FP, Abdel-Aziz T, Morkane C, Brain C, Kurzawinski TR; MEN2 in Children UK Collaborative Group. Prophylactic thyroidectomy in children with multiple endocrine neoplasia type 2. *Br J Surg.* 2018;105(10):1319-1327. doi:10.1002/bjs.10856 [PMID: [29663329](#)]
- ★ Wells SA Jr, Asa SL, Dralle H, et al. Revised American Thyroid Association guidelines for the management of medullary thyroid carcinoma. *Thyroid.* 2015;25(6):567-610.

doi:10.1089/thy.2014.0335 [PMID: [25810047](#)]

## Traumatic Brain Injury

- ★ Kochanek PM, Tasker RC, Carney N, et al. Guidelines for the management of pediatric severe traumatic brain injury, third edition: update of the Brain Trauma Foundation guidelines, executive summary. *Neurosurgery*. 2019;84(6):1169-1178. doi:10.1093/neuros/nyz051 [PMID: [30822776](#)]

## Urotrauma

- ★ Ghani MOA, Snyder E, Xu MC, et al. Urine leaks in children sustaining blunt renal trauma. *J Trauma Acute Care Surg*. 2022;93(3):376-384. doi:10.1097/TA.0000000000003532 [PMID: [34991128](#)]
- Morey AF, Brandes S, Dugi DD 3rd, et al. Urotrauma: AUA guideline. *J Urol*. 2014;192(2):327-335. doi:10.1016/j.juro.2014.05.004 [PMID: [24857651](#)]

## Vascular Trauma

- ★ Evans LL, Aarabi S, Durand R, Upperman JS, Jensen AR. Torso vascular trauma. *Semin Pediatr Surg*. 2021;30(6):151126. doi:10.1016/j.sempedsurg.2021.151126 [PMID: [34930597](#)]

## Venous Access

- ★ Baskin KM, Mermel LA, Saad TF, et al. Evidence-based strategies and recommendations for preservation of central venous access in children. *JPEN J Parenter Enteral Nutr*. 2019;43(5):591-614. doi:10.1002/jpen.1591 [PMID: [31006886](#)]
- Keefe G, Culbreath K, Staffa SJ, et al. High rate of venous thromboembolism in severe pediatric intestinal failure. *J Pediatr*. 2022;S0022-3476(22)00856-3. doi:10.1016/j.jpeds.2022.09.034 [PMID: [36181872](#)]
- Pittiruti M, Hamilton H, Biffi R, MacFie J, Pertkiewicz M; ESPEN. ESPEN guidelines on parenteral nutrition: central venous catheters (access, care, diagnosis and therapy of complications). *Clin Nutr*. 2009;28(4):365-377. doi:10.1016/j.clnu.2009.03.015 [PMID: [19464090](#)]
- Wendel D, Mezoff EA, Raghu VK, et al. Management of central venous access in children with intestinal failure: a position paper from the NASPGHAN Intestinal

Rehabilitation Special Interest Group. *J Pediatr Gastroenterol Nutr.* 2021;72(3):474-486.  
doi:10.1097/MPG.0000000000003036 [PMID: [33399327](https://pubmed.ncbi.nlm.nih.gov/33399327/)]